

LAZER


TRIPLE-R 1000 BEACON

The Triple-R 1000 with Beacon Function combines exceptional high-beam performance with integrated safety and style features, making it ideal for heavy trucks and LCVs. Delivering 9,240 lumens and 1 lux at 612m, this ECE-approved lamp (Regulations 65, 148, and 149) offers dual-output functionality, flash-to-dim capability, and a choice of white or amber position lights. The integrated amber beacon provides 16 selectable flash patterns, synchronisable across multiple lamps, while optional dynamic start-up modes enhance visual appeal. With ultra-reflective optics, a rugged design, IP68 waterproofing, and a 5-year warranty, the UK-built Triple-R 1000 ensures outstanding performance, safety, and durability.

Also available with white heatsink.



BEAM DISTRIBUTION (HORIZONTAL: 28° / VERTICAL: 16°)





The Triple-R 1000 Beacon features x16 UNECE approved beacon flash patterns.

Please click [here](#) for more information on flash patterns and syncing multiple lamps.

KEY FEATURES

- High density, premium-bin 11W LED technology.
- Integrated white or amber position lights function – UNECE Reg148 (White only).
- Integrated amber flashing beacon function – UNECE Reg65.
- Gradual brightening and smooth colour transitions available via dynamic start-up/ welcome mode.
- ECE approved for on-road high beam (dual-output technology via flash to dim) use – UNECE Reg149.
- Ultra-reflective vacuum-metallised optics deliver spot beam pattern.
- Contemporary lamp design.
- Includes versatile 'Centre Mount' plus integral features to enable side mounting (brackets sold separately).
- CAE optimised heatsink offers improved thermal dynamics.
- Anodised pre-treatment and Automotive grade powder top-coat for ultimate corrosion and chemical protection.
- Electronic thermal management.
- 'Unbreakable' and hardcoated polycarbonate lens.
- IP68 watertight – 1.5m submersion.
- 5-year warranty.
- Supplied with pre-wired male/female. 6-pin Superseal connectors.
- Designed & manufactured in UK.

SPECIFICATIONS (BOOST MODE)

WEIGHT	1.7 KG
VOLTAGE RANGE	10V-32V
RAW LUMENS	9240 LM
TOTAL DRIVER 'FOV' FLUX	5572 LM
COLOUR TEMPERATURE	5000K
POWER CONSUMPTION	88 WATTS
PEAK CURRENT DRAW	7.25 AMPS
CURRENT DRAW (14.4V)	6.1 AMPS
CONNECTOR	6-PIN SUPERSEAL (+25CM CABLE)

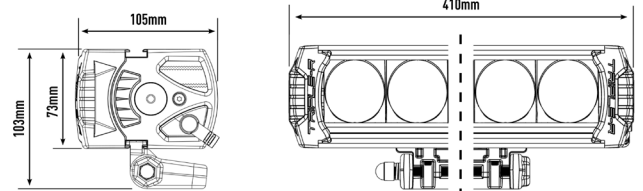
CERTIFICATION

HIGH BEAM (LOW OUTPUT ONLY)	ECE REG 149 (REF 12.5)
POSITION LIGHT (WHITE ONLY)	ECE REG 148
BEACON FUNCTION	ECE REG 65 (XA1)
EMC CERTIFICATION	ECE REG 10
IP RATING	IP68

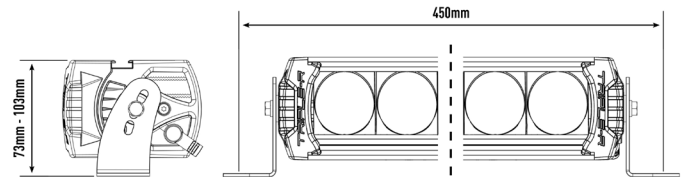


Click or scan the QR code to view or download the UNECE certificates.

CENTRE MOUNTING DIMENSIONS



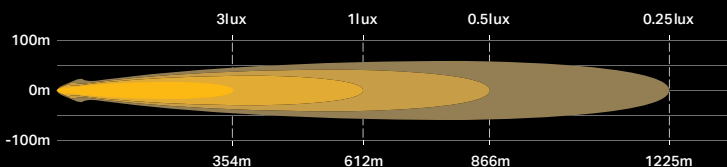
SIDE MOUNTING DIMENSIONS



PHOTOMETRICS

BOOST MODE

100% light output for where local laws and regulations allow.



LOW OUTPUT MODE

Reduced output to avoid glare from large reflective objects (e.g. road signs), and/or for operation compliant with UNECE Regulation 149.

