



# CARBON-2 SPOT

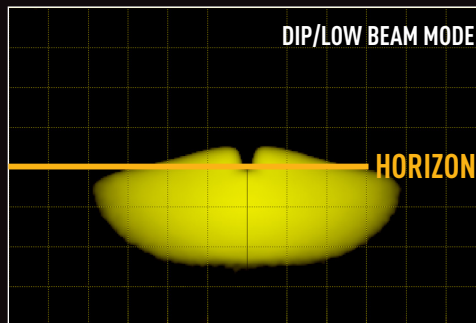
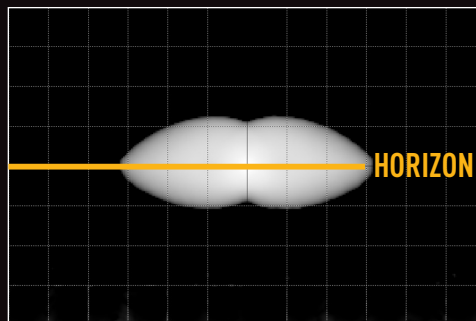
WITH YELLOW DIP BEAM

THE LATEST GENERATION OF CARBON-2 LED DRIVING LIGHTS REFLECTS YEARS OF DEVELOPMENT AND TESTING IN TOP-LEVEL RALLY, TRACK, AND OFF-ROAD MOTORSPORT. REDESIGNED FOR MORE LIGHT, LESS WEIGHT, AND ENHANCED FUNCTIONALITY—NOW WITH UNECE REG 149 APPROVAL.

Carbon-2 Spot delivers 1 lux at 454m (per lamp) with a 32° left/right spread. Full beam mode operates in either low output (UNECE Reg 149 compliant) or boost mode (100% output), with an additional yellow dip/low beam setting that angles the beam to reduce glare. As well as, an changeable integrated White and Amber Position Light. Each lamp weighs just 232g and features a high-strength, heat-resistant PC-ABS housing with a CAE-optimized anodized aluminum heat sink for optimal thermal and lighting performance.

Designed, engineered, and manufactured in the UK, Carbon-2 upholds Lazer's uncompromising standards in components and build quality. Optional lens covers, including black and white variants, are also available for added daytime protection.

BEAM DISTRIBUTION  
(HORIZONTAL: 32° / VERTICAL: 12°)



BEAM PATTERN (BOOST MODE)





## KEY FEATURES

- Ultra-lightweight, PC-ABS material housing with a combination of premium-bin, high intensity LEDs.
- White and Amber backlight function.
- Yellow Low/dipped beam mode, optimised for snow/fog/dust conditions, or to prevent glare off road signs during road stage events.
- Dual-output functionality – High and Low output modes.
- UNECE Reg 149 Class RA Supplemental Driving Lights, approved for on-road high beam (Low Output mode only).
- CAE-optimised heatsink requires minimal airflow to maintain 100% light output.
- Dynamic drive modulation preserves electronic components in adverse conditions.
- Low profile, edge-to-edge design for improved aerodynamic performance.
- Lamp features a built-in DT04-4P Deutsch Connector (gold plated solid DT contacts).
- Vehicle side connector, plus 150mm cable length supplied with each lamp.
- 'Unbreakable' polycarbonate lens.
- Designed & manufactured in the UK.

## SPECIFICATIONS

WEIGHT (G)	192
VOLTAGE RANGE	10V-32V
RAW LUMENS (BOOST MODE)	3,120 LM
TOTAL DRIVER 'FOV' FLUX (BOOST MODE)	1,839 LM
HIGH BEAM COLOUR TEMP	5000K
DIP BEAM COLOUR	YELLOW
POWER CONSUMPTION (BOOST MODE)	29 WATTS
PEAK CURRENT DRAW (BOOST MODE)	2.6 AMPS
CURRENT DRAW (14.4V) (BOOST MODE)	2.1 AMPS
CONNECTOR	4-PIN DEUTSCH DT (+15CM CABLE)

## CERTIFICATION

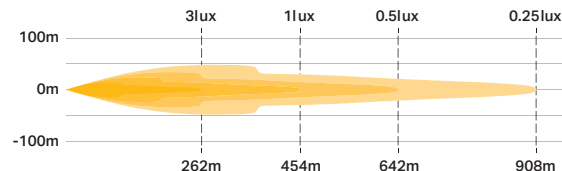
HIGH BEAM (LOW OUTPUT ONLY)	ECE REG 149 (REF 12.5)
EMC CERTIFICATION	ECE REG 10
IP RATING	IP68



Scan the QR code to view/download the ECE certificates.

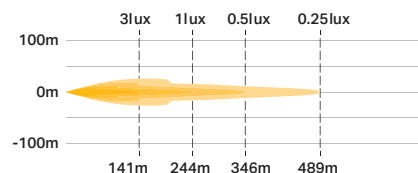
**Note:** The Dip Beam mode and Position Light function is not UNECE compliant, and should be used off-road and/or where local laws allow.

## PHOTOMETRICS



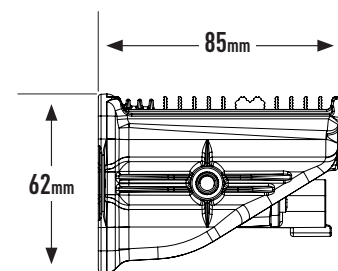
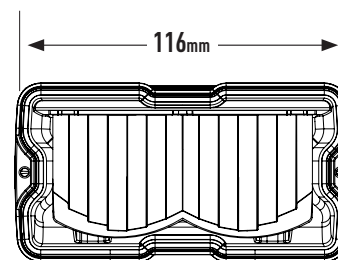
**To return to High Output (Boost) mode:**  
Turn the high beam on for 20 seconds (+/- 3 seconds) and flash it OFF/ON 9 times, the lamp will pulse once, indicating that boost mode is activated.

## LOW OUTPUT MODE (E9)



**To activate Low Output mode:**  
Turn on your vehicle's high beam for about 20 seconds (+/- 3 seconds), then flash the high beam OFF/ON 19 times; the lamp will pulse three times to confirm activation.

## LAMP DIMENSIONS

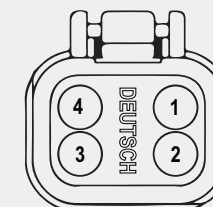


Mounting kits also available - Side Bracket Kit (1117K) and U-Shaped Bracket Kit (1148K).

Lamp features a built-in DT04-4P Deutsch DT Connector (Gold plated solid DT contacts).



- Pin 1: Red (1mm<sup>2</sup>) - Dip / Low Beam (+V)
- Pin 2: Black (1mm<sup>2</sup>) - Negative (-V)
- Pin 3: Grey (1mm<sup>2</sup>) - High Beam (+V)
- Pin 4: Yellow (1mm<sup>2</sup>) - PL / Backlight (+V)



Vehicle side will require a DT06-4S Deutsch Connector.