
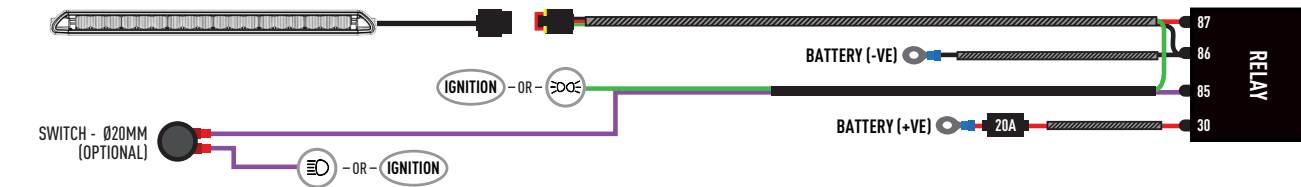


ELECTRICAL CONNECTION

LINEAR-18 / GLIDE - WITHOUT POSITION LIGHT



LINEAR-18 / GLIDE - WITH POSITION LIGHT



LINEAR-18 ELITE+ / LINEAR-18 ELITE I-LBA

Please refer to the instructions that are included with the lamp.



UNECE REGULATIONS E9

Please scan the QR code to view all UNECE Certificates and information.



RAM REBEL (2019-2024)  
GRILLE KIT  
FITTING INSTRUCTIONS



We appreciate your purchase of a Lazer Lamps product, and value your feedback. If you would like to leave feedback on your Lazer experience, please head to the relevant product page on our website [www.lazerlamps.com](http://www.lazerlamps.com).

T +44 (0) 1992 677374  
E [sales@lazerlamps.com](mailto:sales@lazerlamps.com)

Lazer Lamps Ltd, Calder House, Central Road  
Harlow, Essex, CM20 2ST, UK





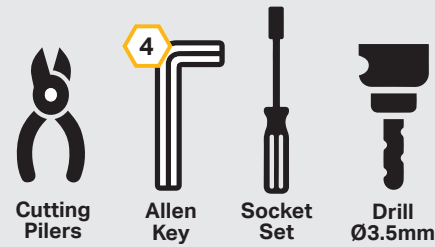
WHAT'S INCLUDED

- 2x Grille Mounting Brackets
- Anti-Theft Fasteners & Key
- Fitting Instructions

Additionally - Kit Includes:

- 1x Linear-18 / Glide LED Lightbar
- 1x One-Lamp Wiring Kit

TOOLS REQUIRED



TORQUE VALUES

The code is written on the inside of each bracket (see example).



INSTALLATION PROCESS - Linear-18 shown for illustration purposes. Install should be completed with the grille left on the vehicle.

