


LAZER

TRIPLE-R 750 BEACON

The Triple-R 750 features a precision spot beam ideal for road use, combining a sleek yet aggressive design that complements modern vehicles. With 5,400 lumens and a 442m 1 lux range, it ensures excellent visibility with a 28° horizontal spread. UNECE-approved to Regulation 149, it incorporates Lazer's dual-output E-Boost technology, allowing quick dimming via flash-to-dim or pre-set high/low modes to reduce glare from road signs. The advanced LED technology ensures a crisp, white light for superior night-time visibility, while the robust aluminum housing and hard-coated polycarbonate lens provide exceptional durability against harsh weather and off-road conditions.



BEAM DISTRIBUTION (HORIZONTAL: 28° / VERTICAL: 16°)





The Triple-R 750 Beacon features x4 UNECE approved beacon flash patterns.

Please click [here](#) for more information on flash patterns and syncing multiple lamps.

KEY FEATURES

- High density, premium-bin 11W LED technology.
- Integrated white or amber position lights function – UNECE Reg148 (White only).
- Integrated amber flashing beacon function – UNECE Reg65.
- ECE approved for on-road high beam (dual-output technology) use – UNECE Reg149.
- Ultra-reflective vacuum-metallised optics deliver spot beam pattern.
- Contemporary lamp design.
- Includes versatile 'Centre Mount' mounting system plus integral features to enable side mounting (brackets sold separately).
- CAE optimised heatsink offers improved thermal dynamics.
- Anodised pre-treatment and Automotive grade powder top-coat for ultimate corrosion and chemical protection.
- Electronic thermal management.
- 'Unbreakable' and hardcoated polycarbonate lens.
- IP68 watertight – 1.5m submersion (30mins).
- 5-year warranty.
- Supplied with pre-wired male/female. 6-pin Superseal connectors.
- Designed & manufactured in UK.

SPECIFICATIONS (BOOST MODE)

WEIGHT	1 KG
VOLTAGE RANGE	10V-32V
RAW LUMENS	5,400
TOTAL DRIVER 'FOV' FLUX	1,242
COLOUR TEMPERATURE	5000K
POWER CONSUMPTION	52 WATTS
PEAK CURRENT DRAW	5.14 AMPS
CURRENT DRAW (14.4V)	3.7 AMPS
CONNECTOR	6-PIN SUPERSEAL (+25CM CABLE)

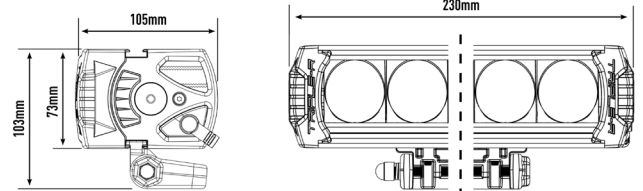
CERTIFICATION

HIGH BEAM (LOW OUTPUT ONLY)	ECE REG 149 (REF 10)
POSITION LIGHT (WHITE ONLY)	ECE REG 148
EMC CERTIFICATION	ECE REG 10
IP RATING	IP68

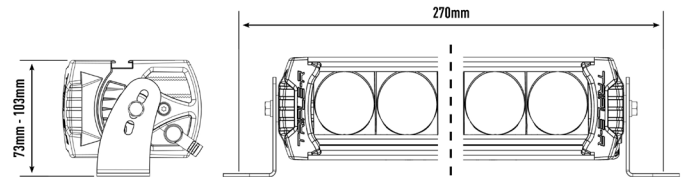


Click or scan the QR code to view or download the UNECE certificates.

CENTRE MOUNTING DIMENSIONS



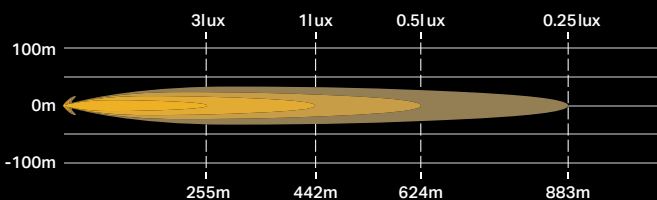
SIDE MOUNTING DIMENSIONS



PHOTOMETRICS

BOOST MODE

100% light output for where local laws and regulations allow.



LOW OUTPUT MODE

Reduced output to avoid glare from large reflective objects (e.g. road signs), and/or for operation compliant with UNECE Regulation 149.

