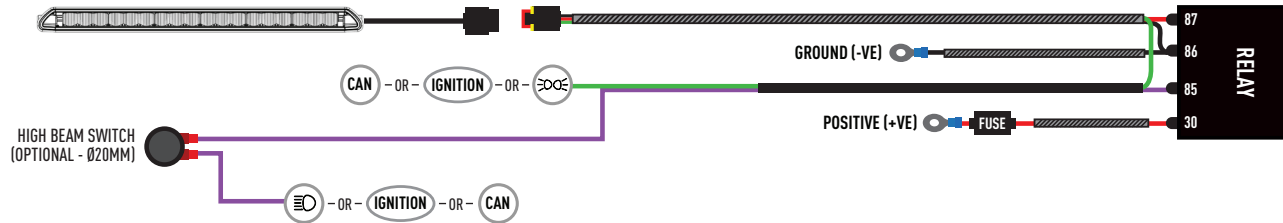


## ELECTRICAL CONNECTION

### LINEAR-18 / GLIDE - WITHOUT POSITION LIGHT



### LINEAR-18 / GLIDE - WITH POSITION LIGHT



#### UNECE REGULATIONS

Please scan the QR code to view all UNECE Certificates and information.



**LAZER**  
HIGH PERFORMANCE LIGHTING

## FORD TRANSIT COURIER (2014-2018) GRILLE KIT FITTING INSTRUCTIONS



**LAZER**  
HIGH PERFORMANCE LIGHTING  
[WWW.LAZERLAMPS.COM](http://WWW.LAZERLAMPS.COM)

We appreciate your purchase of a Lazer Lamps product, and value your feedback. If you would like to leave feedback on your Lazer experience, please head to the relevant product page on our website [www.lazerlamps.com](http://www.lazerlamps.com).

T +44 (0) 1992 677374  
E [sales@lazerlamps.com](mailto:sales@lazerlamps.com)

Lazer Lamps Ltd, Calder House, Central Road  
Harlow, Essex, CM20 2ST, UK

 MADE IN THE UK     /LAZERLAMPS



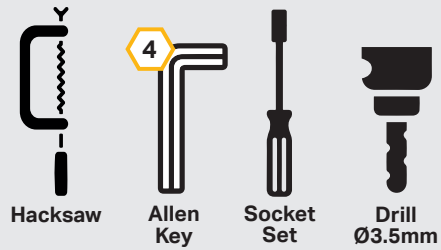
## WHAT'S INCLUDED

- 2x Grille Mounting Brackets
- 2x Cutting Guides
- Anti-Theft Fasteners & Key
- Fitting Instructions

### Additionally - Kit Includes:


- 1x Linear-18 / Glide LED Lightbar
- 1x One-Lamp Wiring Kit

## TOOLS REQUIRED



## TORQUE VALUES

The code is written on the inside of each bracket (see example).



## INSTALLATION PROCESS - Linear-18 shown for illustration purposes. Install should be completed with the grille left on the vehicle.

