

WHITE OR AMBER POSITION LIGHT GUIDES

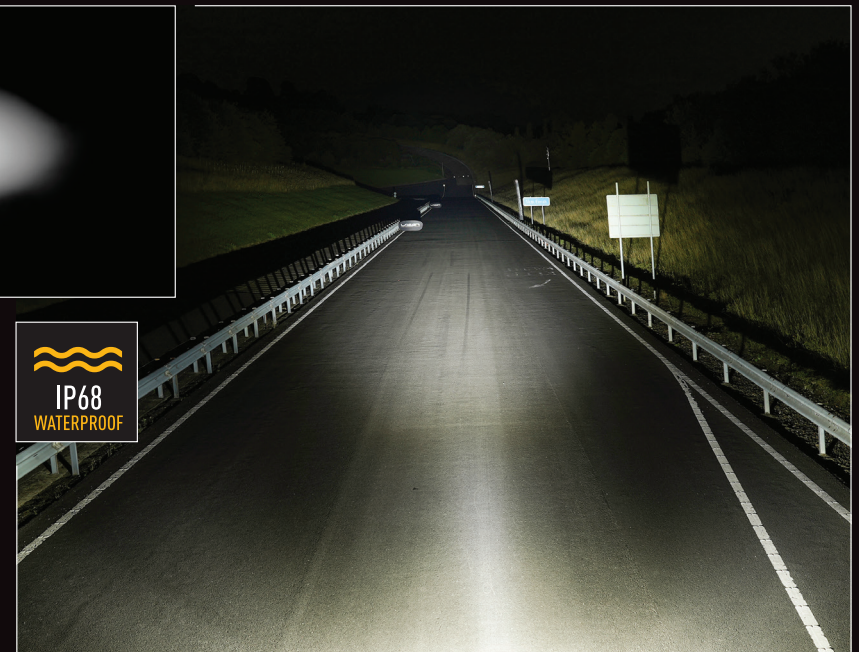



# AIR-130 ELITE

The AIR-130 Elite, represents the pinnacle of lighting performance considering the lamp's size and power rating. Emitting 12,500 raw lumen, and with 1 lux delivered to 592m, with the option to reduce the light output to be within the UNECE 149 Regulations. The light distribution has been carefully engineered with the vertical and horizontal spread optimised for road use including from higher vehicle mounting positions.

The AIR-130 Elite includes black PCBs to give the lamp a stealth appearance in contrast to other products within the AIR range. Exceptional robustness and reliability assured backed up by our comprehensive 5-year warranty.

**BEAM DISTRIBUTION**  
(HORIZONTAL: 34° / VERTICAL: 17°)



BEAM PATTERN (BOOST MODE)

## KEY FEATURES

- Patent-pending injection moulded monocoque lens with texture effect to the underside.
- White or amber position light guides.
- Adoption of the latest high-efficiency premium-bin LEDs.
- Ultra-reflective vacuum-metallised optics deliver optimised beam pattern for everyday on-road use, including at higher mounting positions above the road.
- ECE approved for on-road high beam (Low Output mode) and position/side light function (white only).
- Includes versatile 'Centre Mount' mounting system facilitates low lamp positioning relative to the mounting point (Side mounting also available - sold separately).
- CAE optimised heatsink offers improved thermal dynamics.
- Anodised pre-treatment and Automotive grade powder top-coat for ultimate corrosion and chemical protection.
- Electronic thermal management.
- 'Unbreakable' and hardcoated polycarbonate lens with lifetime guarantee.
- IP68 watertight.
- 5-year warranty.
- Vehicle wiring kits available.
- Designed & manufactured in Britain.

## CERTIFICATION

SCAN THE QR CODE TO DOWNLOAD THE ECE CERTIFICATES.

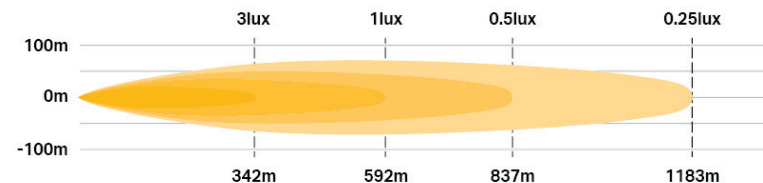


HIGH BEAM (LOW OUTPUT ONLY)	ECE REG 149 (REF 17.5)
POSITION LIGHT (WHITE ONLY)	ECE REG 148
EMC CERTIFICATION	ECE REG 10
IP RATING	IP68


## SPECIFICATIONS | BOOST MODE

WEIGHT	1.65 KG
VOLTAGE RANGE	10V-32V
RAW LUMENS	12,500
TOTAL DRIVER 'FOV' FLUX	7,875
COLOUR TEMPERATURE	5000K
POWER CONSUMPTION	130 WATTS
PEAK CURRENT DRAW	11.6 AMPS
CURRENT DRAW (14.4V)	10.2 AMPS
CONNECTOR	3-PIN SUPERSEAL (+25CM CABLE)

## PHOTOMETRICS

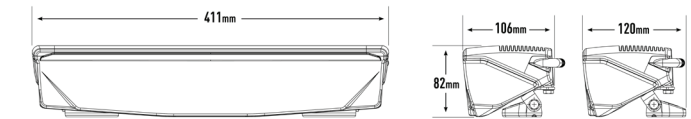


## LOW OUTPUT / E-MARK MODE



## DIMENSIONS

### CENTRE MOUNTING (INCLUDED WITH LAMPS)



### SIDE MOUNTING (SOLD SEPARATELY)

