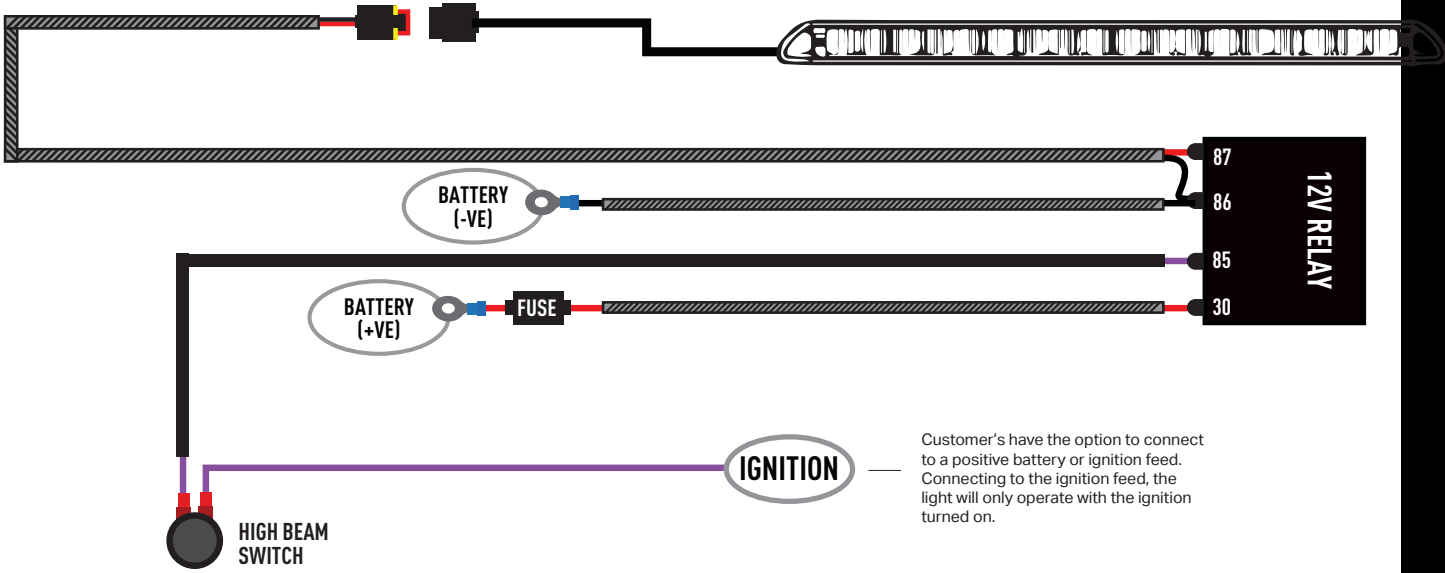


ELECTRICAL CONNECTION

Please disconnect the vehicle battery before installing or servicing your LED light. If in doubt, it is recommended to use the services of a professional installer. It is recommended to use the available corresponding Triple-R wiring kit for your product. If utilizing existing (non Triple-R) wiring, make sure to use the appropriate wire gauge and fusing in line with your lights.

LINEAR-24 ELITE



Customer's have the option to connect to a positive battery or ignition feed. Connecting to the ignition feed, the light will only operate with the ignition turned on.



TRIPLE-R  
HIGH PERFORMANCE LIGHTING  
A LAZER LAMPS COMPANY

CHEVROLET SILVERADO  
2500/3500 HIGH COUNTRY  
(2024+) GRILLE KIT  
FITTING INSTRUCTIONS



TRIPLE-R  
HIGH PERFORMANCE LIGHTING  
WWW.TRIPLE-R-LIGHTS.COM

We appreciate your purchase of a Triple-R Lights' product, and value your feedback. If you would like to leave feedback on your Triple-R experience, please head to the relevant product page on our website [www.triple-r-lights.com](http://www.triple-r-lights.com).

technical@triple-r-lights.com

Triple-R Lights LLC, 600 North Bullard Avenue,  
Suite 6, Goodyear, AZ 85338  
UNITED STATES

UK BUILT | US DRIVEN /TRIPLERLIGHTS



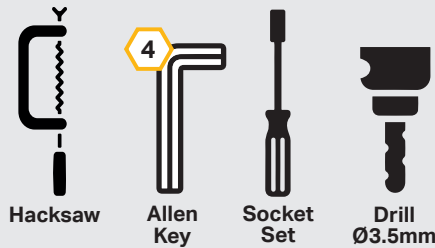
WHAT'S INCLUDED

- 2x Grille Mounting Brackets
- 2x Cutting Guides
- Anti-Theft Fasteners & Key
- Fitting Instructions

Additionally - Kit Includes:

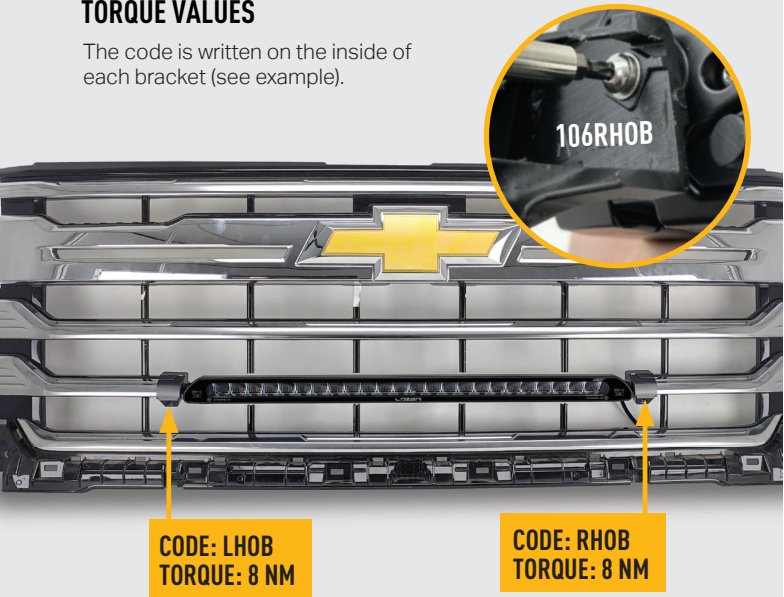
- 1x Linear-24 Elite LED Lightbar
- 1x One-Lamp Wiring Kit

TOOLS REQUIRED



TORQUE VALUES

The code is written on the inside of each bracket (see example).



INSTALLATION PROCESS - Install should be completed with the grille left on the vehicle.

