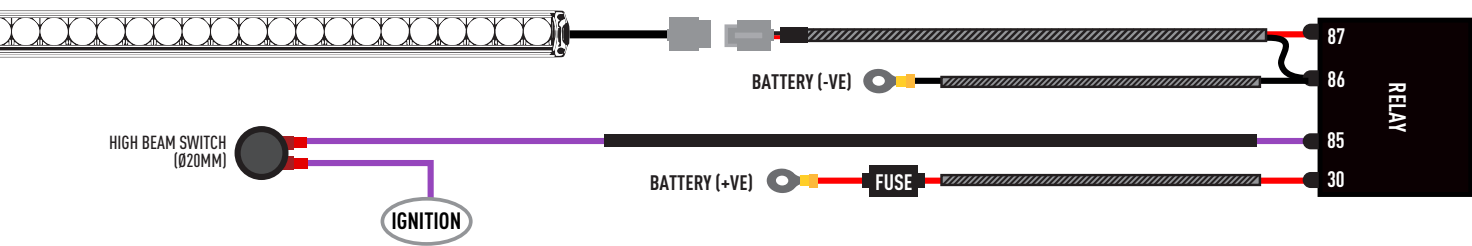



ELECTRICAL CONNECTION

TRIPLE-R 16 ELITE (Using Lazer Harness)



TRIPLE-R 16 ELITE (using Ford Ranger Raptor 2023+ switch system)



TRIPLE-R 16 ELITE+  
Please refer to the instructions included with the lamp.

ALSO AVAILABLE



FORD RANGER RAPTOR  
(2023+) GRILLE KIT  
FITTING INSTRUCTIONS



Lazer  
HIGH PERFORMANCE LIGHTING  
[WWW.LAZERLAMPS.COM](http://WWW.LAZERLAMPS.COM)

We appreciate your purchase of a Lazer Lamps product, and value your feedback. If you would like to leave feedback on your Lazer experience, please head to the relevant product page on our website [www.lazerlamps.com](http://www.lazerlamps.com).

T +44 (0) 1992 677374  
E [sales@lazerlamps.com](mailto:sales@lazerlamps.com)

Lazer Lamps Ltd, Calder House, Central Road  
Harlow, Essex, CM20 2ST, UK

MADE IN THE UK /LAZERLAMPS



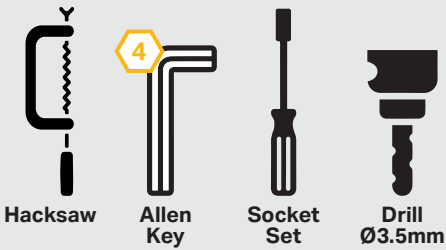
WHAT'S INCLUDED

- 2x Grille Mounting Brackets
- 2x Cutting Guides
- Anti-Theft Fasteners & Key
- Fitting Instructions

Additionally - Kit Includes:

- 1x Triple-R 16 Elite LED Lightbar
- 1x One-Lamp Wiring Kit

TOOLS REQUIRED



TORQUE VALUES

The code is written on the inside of each bracket (see example).



CODE: LHOB  
TORQUE: 8 NM

CODE: RHOB  
TORQUE: 8 NM

INSTALLATION PROCESS - Install should be completed with the grille left on the vehicle.

