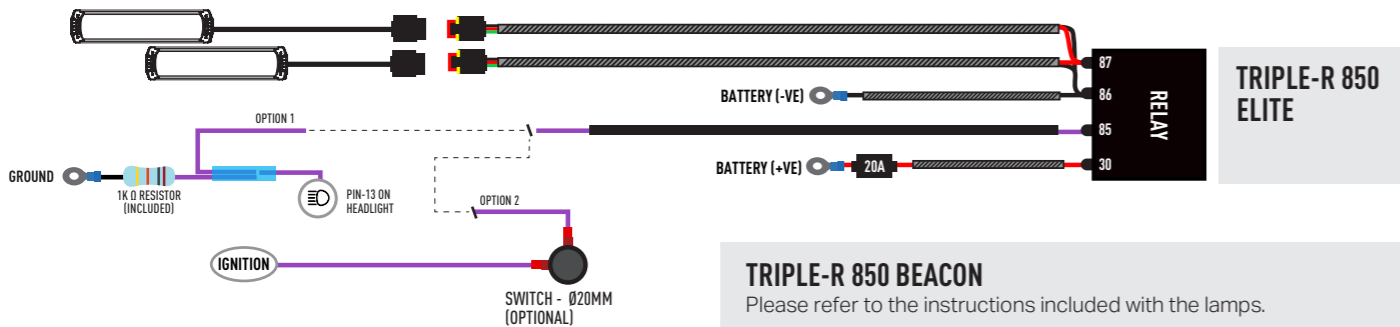
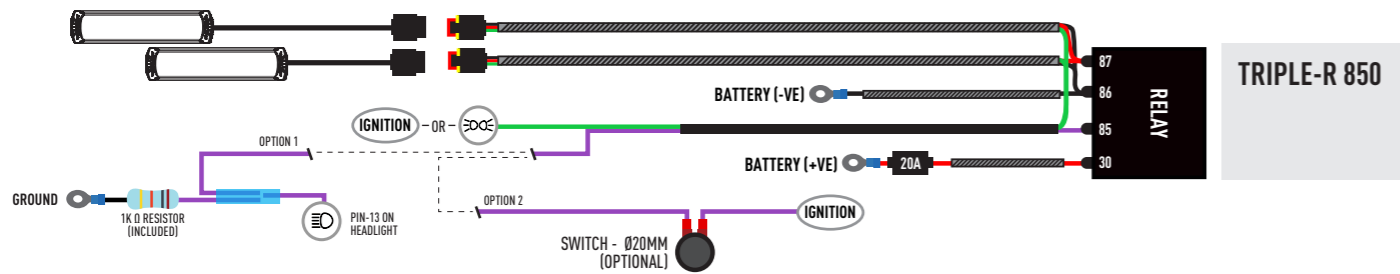


ELECTRICAL CONNECTION



LAMP CONNECTOR INFORMATION
TRIPLE-R POSITION LIGHT FUNCTION (OPTIONAL)



BROWN WIRE
AMBER POSITION LIGHT




GREEN WIRE
WHITE POSITION LIGHT






1

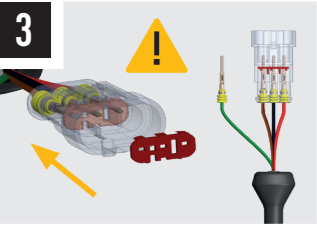


2

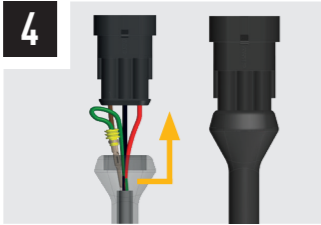
“CLICK”



3



4




TRIPLE-R 850 BEACON
Please refer to the instructions included with the lamps.

FORD RANGER RAPTOR SWITCH SYSTEM


RED WIRE CONNECTS TO YELLOW WIRE

BLACK WIRE CONNECTS TO YELLOW/GREY WIRE

GREEN WIRE CONNECTS TO SIDE LIGHTS ON VEHICLE



E9 UNECE REGULATIONS
Please scan the QR code to view all UNECE Certificates and information.



LAZER
HIGH PERFORMANCE LIGHTING

**FORD RANGER RAPTOR
(2023+) GRILLE KIT**
FITTING INSTRUCTIONS



LAZER
HIGH PERFORMANCE LIGHTING
WWW.LAZERLAMPS.COM

We appreciate your purchase of a Lazer Lamps product, and value your feedback. If you would like to leave feedback on your Lazer experience, please head to the relevant product page on our website www.lazerlamps.com.

T +44 (0) 1992 677374
E sales@lazerlamps.com

Lazer Lamps Ltd, Calder House, Central Road
Harlow, Essex, CM20 2ST, UK

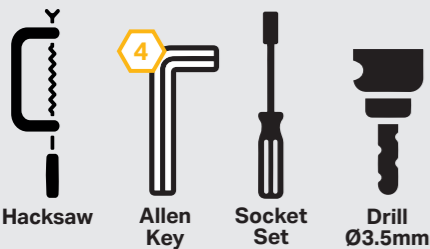
 **MADE IN THE UK**     /LAZERLAMPS

WHAT'S INCLUDED

- 4x Grille Mounting Brackets
- 4x Cutter Guides
- Anti-Theft Fasteners & Key
- Fitting Instructions



- Additionally - Kit Includes:
- 2x Triple-R 850 LED Lights
 - 1x Two-Lamp Wiring Kit

TOOLS REQUIRED



TORQUE VALUES

The code is written on the inside of each bracket (see example).



INSTALLATION PROCESS - Install should be completed with the grille left on the vehicle.

